

ROCKWOOD TRAIL RIDERS



RULES & CLASS DEFINITIONS

**REVISED
JANUARY 2020**

ROCKWOOD TRAIL RIDERS

RULE BOOK - 2020

Table of Contents

Constitution of Rockwood Trail Riders	pg 2
General Club Rules	pg 4
Class List	pg 6
English Class Division	
a) English Rules	pg 7
b) Class Definitions	pg 8
Combined Class Division	
a) Class Definitions	pg 9
Western Class Division	
a) Western Rules	pg 11
b) Performance Class Definitions	pg 12
c) Western Games Rules	pg 13
d) Western Games Patterns & Descriptions	pg 14
Trail Horse Trials Rules	pg 24
Year-End Awards Criteria	pg 27
Reference EC Tack & Attire Rules	pg 29

***We promote
Horsemanship, Sportsmanship
&
Fellowship***

Constitution of the Rockwood Trail Riders

1. NAME

The organization shall be known as the Rockwood Trail Riders hereinafter referred to as the club.

2. OBJECTIVES

- (a) To enjoy trail ride activities with horses and ponies and promote understanding, knowledge and proper care of horses.
- (b) To hold competitions for riders and their horses in English, Western Pleasure, Western Games, Trail Riding, and any other equestrian activity as determined at annual general meeting.
- (c) To promote and enjoy good fellowship among horse lovers.
- (d) To promote an interest in horses and horsemanship.

3. MEMBERSHIP

- (a) Shall be open to anyone desiring to become a member upon payment of annual dues which are due after January 1st.
- (b) The board of directors may recommend granting a Life Membership to an individual who has made significant contributions to the club.
- (c) All members agree to help carry out and obey any rules of the club.
- (d) Only paid-up members and Life Members shall be entitled to vote. Youth members must appoint a proxy for voting. All members in good standing may take advantage of any special member activities or rates.

4. FISCAL YEAR

The fiscal year shall be the same as the Calendar year.

5. DIRECTORS

- (a) The board of directors shall be a minimum of seven in number including the past president.
- (b) The Directors will hold office for 2 years or until their successor has been appointed.
- (c) New directors will be appointed by the directors and approved by the membership at a general meeting with the purpose of giving the members a fair and adequate representation.
- (d) Confirmation of the slate of directors will be by vote of the general membership at the Annual General Meeting
- (e) The directors must keep the good of the club in mind at all times.
- (f) Directors who do not attend 3 consecutive meetings are to be asked if their interest is sufficient to enable them to act as good representatives. If not, a new director will be appointed.

6. EXECUTIVE

- (a) The officers shall consist of President, Vice-President, Recording Secretary and a Treasurer, who shall be nominated by the directors and officers of the previous year. Confirmation of the executive will be by vote of the general membership at a General Meeting
- (b) The President, and in their absence, the Vice-President, shall preside at all meetings of the club and shall be managing officer of the club.

- (c) The President shall have the power to appoint committees for the various activities to be carried on.
- (d) The President shall not be in office more than 2 years without being re-elected or until a successor is appointed.
- (e) Special meetings may be held at any time at the call of the President upon 7 days notice to the members.
- (f) Five members of the directors and/or officers will constitute a quorum for the transaction of business.
- (g) The Vice-President will fill in on any of the President's duties in their absence and also represent the general members in any matter that is wished to be brought before the Board.
- (h) The Recording Secretary shall keep correct minutes of all meetings
Correspondence by a member may be directed to any of the executive or directors and will be forwarded to the other members of the board for discussion and/or resolution. The President will respond with any resolution, if necessary.
- (i) The Treasurer shall deposit all monies collected in a Bank authorized by the Directors. The Treasurer shall pay outstanding bills and accounts as authorized by the Directors.

7. AMENDMENTS

This constitution may be revised or amended at any meeting provided written notice to that effect has been given to all members at least 7 days prior to any such meeting.

All amendments or by-laws to this constitution shall be typed out and attached to the original copy.

Any member who wishes to attend a Directors meeting to discuss any forthcoming amendment may do so by advising the President or Vice-President of their intention to do so.

This constitution was accepted by the membership at a general meeting held on May 28, 1976

Amendments to the Constitution were accepted by the membership at a General Meeting held March 11, 2018.

General Club Rules

Rockwood Trail Riders executive, show committee, agents and volunteers will not be held responsible for any accident, loss, death or injury to persons, horses or property of exhibitors or spectators while on the show grounds.

All participants must sign a waiver of indemnity and, if under 18, the signature of a parent or guardian (in attendance and responsible at the show) is required.

A Junior or Youth rider is a person 18 years of age or younger, as of January 1st of the current year.

Riders must be three years of age as of January 1st of the current year to compete. The rider must demonstrate the ability to perform at the level required for the class, as determined by the judge.

The English section will start at 9 a.m. The Combined Class Section will start at noon, or immediately after the English Section finishes (but not before noon).

Trailers must be parked only in designated areas. They cannot be parked anywhere near the in-gate or holding arena.

The Judge will be informed that horses can be ridden astride or side-saddle.

Competitors in Lead-line who enter this class may enter Youth Pole & Youth Barrels with a leader. All Lead-line leaders must be at least 16 years of age. Ribbons will be presented to all Lead-line riders.

If a lead shank with a chain is used, it is to be of single length and not looped back and clipped onto itself. (i.e.: fasten the end of the snap directly to the halter with no loop). Lead shanks without chain are recommended.

Hors Concours entries (judged but not placed) will be allowed. See English or Western rules for specifics. At the final show of the season, riders will be allowed to ride Hors Concours at their next level.

Competitors in Walk-Jog may not enter Youth Western Pleasure, Novice Western Pleasure, Open Western Pleasure, or Open Horsemanship.

Class entries will not be accepted after the class has officially started.

A fall off your horse results in an automatic elimination in that class and the rider must exit the ring on foot.

Safety helmets** must be worn by riders 18 years and under while mounted on a horse on the competition grounds, All riders must wear closed toed, hard soled footwear with a heel.

**Safety helmet: protective headgear (secured with a safety harness) worn while mounted. It is recommended that the protective headgear meet the ASTM (American Society for Testing Materials) standard and display the SEI (Safety Equipment Institute) seal.

****Safety Helmets must be:**

a) approved by an accredited certification organization (HEADGEAR STANDARDS).

- b) properly fitted; and**
- c) securely fastened by a permanently affixed safety harness.**

Competitors must be ready for their class when called. An allowance of one minute to get to the gate will be enforced, unless a tack change is requested at the office.

In the event of bad or very hot weather, dress code decisions will be left up to the discretion of the judge.

The use of obscene language, and the consumption of alcoholic beverages is not allowed anywhere on the show grounds.

There will be no riding or walking horses in front of the seats with spectators. All horses must be taken to the practice ring and show ring via the roadway.

There will be no leaning on the arena rail or coaching any competitor in the show ring in any class, except by the judge. At the judge's discretion, doing so may result in elimination of the competitor.

Judges must be informed that safety helmets may be worn in place of Western hats in any class in the Western Division of Rockwood Trail Riders.

Youth riders cannot show stallions in any class.

Any rider deliberately interfering with, colliding with, or cutting off other riders will be disqualified.

In all timed events competitors must enter the ring wearing a safety helmet or (Western) hat.

At the discretion of the Show Management and the judge, a class may run with a single entry.

Horses are to enter and leave the arena at a walk.

English & Western classes are run according to Equestrian Canada Rules except when superseded by Rockwood Trail Riders Club rules.

2020 CLASS LIST

ENGLISH CLASS LIST

1. Road Hack
2. Show Hack
3. Pleasure Hack
4. Equitation on the Flat
5. (a) Beginner Walk/Trot Pleasure -10 & Under
(b) Beginner Walk/Trot Pleasure - 11 & Over
6. (a) Beginner Walk/Trot Equitation - 10 & Under
(b) Beginner Walk/Trot Equitation - 11 & Over
7. Beginner Hunter Over x's (max 18")
8. Beginner Equitation Over x's (max 18")
9. Equitation Over Fences (max 2')
10. Hunter Over Fences (max 2')
11. Hunter Over Fences (max 2' 3")
12. Handy Hunter Over Fences (max 2'3")

ENGLISH OR WESTERN CLASS LIST

- | | |
|---------------------------|---|
| 13. Open Freestyle | 16. Lead-line Walk-Jog or Trot |
| 14 (a). Youth Showmanship | 17. Trail - 12 & Under (includes Lead-Line) |
| (b). Adult Showmanship | 18. Open Trail |
| 15. Lead-line Walk | |

WESTERN PERFORMANCE CLASS LIST

- | | |
|--|-----------------------------|
| 19. a) Walk-Jog (12 & under) | 21. Novice Western Pleasure |
| b) Novice Walk-Jog | 22. Open Western Pleasure |
| 20. a) Youth Western Pleasure 12 & under | 23. Open Horsemanship |
| b) Youth Western Pleasure 13-18 | 24. Open Reining |

WESTERN GAMES CLASS LIST

- | | |
|--------------------------------------|---------------------------------|
| 25. Open Flag Race | 29. Open Stake Race |
| 26. Open Down & Back | 30. Open Keyhole |
| 27. a) Youth Pole Bending 12 & under | 31. a) Youth Barrels 12 & under |
| b) Youth Pole Bending 13-18 | b) Youth Barrels 13-18 |
| 28. Open Pole Bending | 32. Open Barrels |

The above class lists appear in the numbered order that they will be judged in at all RTR shows.

ENGLISH classes start at 9:00 a.m. SHARP, Open Freestyle will not start before 12:00 noon; WESTERN GAMES classes will not start before 3:00 pm.

English Rules

All persons must wear a Safety Helmet (secured with a safety harness) while mounted on a horse on the competition grounds, All riders must wear closed toed, hard soled footwear with a heel.

****Safety helmet: protective headgear (secured with a safety harness) worn while mounted. It is recommended that the protective headgear meet the ASTM (American Society for Testing Materials) standard and display the SEI (Safety Equipment Institute) seal.**

****Safety Helmets must be:**

- a) Approved by an accredited certification organization (HEADGEAR STANDARDS).**
- b) Properly fitted; and**
- c) Securely fastened by a permanently affixed safety harness.**

A Junior rider is a person 18 years of age and under as of January 1st of the current year.

Seniors are riders 19 years of age and over as of January 1st of the current year.

Beginners are riders of any age who are in their first or second year of showing either English or Western, not including lead-line. In the English Division, Beginners may only enter Beginner Classes.

Hors Concours entries (judged, but not placed) must be the last classes of a horse & rider's showing in that division i.e.: English, Western or Combined divisions.

Hors Concours entries will follow the last regular entry of a class.

At the final show of the season, riders will be allowed to ride Hors Concours at their next level.

Martingales (standing or running) are not allowed in any flat class.

The third cumulative refusal, run-out, or bolting in any class will result in elimination. At the discretion of the judge, courtesy jump(s) may be taken. The competitor's parent or coach may assist the competitor with the courtesy jump(s).

The fall of horse or rider will result in elimination in that class. The rider will be expected to exit the ring on foot.

In Hunter and Jumper Classes, where the horse is being judged, the horse can only be shown once. A rider can show more than one horse in Hunter and Jumper classes.

In Equitation classes (example, Equitation Over Fences), where the rider is being judged, the rider can only show once, although the horse can be used and shown by more than one rider.

Polos and boots are not allowed in any class. In the case of inclement weather or poor ground conditions, the judge may decide to allow them.

Proper riding attire should be worn in all classes. The only exception to this is in English Lead-line, where competitors must wear safety helmets and have appropriate footwear, but not necessarily have to show in riding jackets and jodhpurs or breeches. Riding jackets may be excused, or rain gear worn, at the discretion of the judge.

Year-end points in all Equitation classes and all Beginner classes go to the rider. Year-end points in all Hack and Hunter classes go to the horse.

English Class Definitions

Road Hack:

Horses are judged on performance, substance, conformation and manners, and shown at a walk, normal trot, strong trot, easy canter and hand gallop. Only eight horses to hand gallop at a time. The horses should be ridden with light to medium contact on the reins.

Show Hack:

Horses are judged on performance, quality, conformation and manners, and shown at a walk, trot, canter and hand gallop. Normal, collected and extended gaits to be called for, and horses are expected to stand quietly. Only eight horses to hand gallop at a time. Horses are ridden with more contact on the reins, and in a more upright frame.

Pleasure Hack:

Horses are judged on performance, manners and conformation. They will be shown at a walk, normal trot and easy canter, with light contact on the reins. Not to hand gallop.

Equitation on the Flat:

Equitation is judged on the rider's position and effectiveness. The horse is not judged in Equitation. The judge will ask competitors to walk, posting trot, sitting trot and canter in both directions of the ring. Individual tests may be requested after the rail phase.

Beginner Walk/Trot Pleasure:

Horses are to be judged at a walk and trot on the basis of how smooth and comfortable they appear to be to ride. They are also judged on manners and disposition. The judge will ask competitors to walk and trot in both directions of the ring.

Beginner Walk/Trot Equitation:

The rider's position and effectiveness is judged. The judge will ask competitors to walk and trot in both directions of the ring. The horse is not judged in Equitation.

Beginner Hunter Over X's:

The competitor is expected to complete a simple course of "X" fences at a steady and controlled pace. The horse is judged on its form over fences, way of going, and performance. This course may be completed at a trot or canter. Maximum height is 18".

Beginner Equitation Over X's:

The competitor is expected to complete a simple course of "X" fences at a steady and controlled pace. The rider is judged on their position and effectiveness. This course may be completed at a trot or canter. Maximum height is 18".

Equitation Over Fences:

The competitor is expected to complete a course of natural jumps at a steady and controlled pace. The rider is judged on their position and effectiveness. The horse is not judged in Equitation. Maximum height is 2'.

Hunter Over Fences:

The competitor is expected to complete a course of natural jumps at a steady and controlled pace. The horse is judged on their style and movement, the overall picture, and the quality of their jumping.

Class 10: Maximum height is 2'.

Class 11: Maximum height is 2'3"

Handy Hunter Over Fences:

The competitor is expected to complete a course of natural jumps at a steady and controlled pace. The Handy Hunter course will vary from the normal hunter class routine to include elements that show rideability and handiness; for example, rollbacks, broken lines, etc. The horse is judged on their style and movement, the overall picture, and the quality of their jumping. Maximum height is 2'3".

Combined Class Definitions

Open Freestyle

Horses are judged on the creative application of their manoeuvres and athletic ability, demonstrated through the entrant's use of a musical score to choreograph their performance. Horse and rider combinations may enter in Showmanship or may ride English or Western, or drive one or more horses, and may enter individual or in a pair or group. Costumes are permitted, but may not obstruct the Judges' view of the horse. Helmet rules apply to Youth/Junior competitors in this class.

There are 4 required elements:

Showmanship & Lead-Line

1. Halt from a trot
2. Back up
3. Trot a circle in each direction
4. 180 degree turns on the haunches in each direction

English

1. Square halt
2. Trot out of halt
3. Trot circle in each direction
4. Canter circle in each direction.

Western

1. Stop
2. Lope from stop
3. 360 degree turn on haunches in each direction,
4. Lope circle in each direction.

Driving

1. Halt
2. Back up
3. Trot a circle in each Direction
4. Difference between Slow trot and Medium trot.

- This class will be judged by three judges (English Judge, Western Judge & a member of the Board of Directors).
- Judges will be marking the class on technical merit, suitability of music & artistic impression.
- To be performed to your choice of music (provided by the rider/driver). RTR will supply the player.
- The program should be approximately 2 to 4 minutes long.
- Costumed entries are acceptable and encouraged, but not mandatory. Helmet rules apply to youth/junior competitors in this class.
- At all costs—**HAVE FUN!!!!!!!!!!!!!!!!!!!!!!**

Showmanship

Judges must be informed that horses can be shown English or Western. English is shown with a bridle and may have a braided mane and tail. Horses that have been shown in previous classes should not be penalized for saddle marks. Western should have a plain leather halter or show halter and may have a banded mane. There is no hand contact with the horse. Walk on the left side holding lead shank in right hand near the halter. A pattern must be posted by the judge one hour prior to the class. This class is judged on the exhibitor's ability to fit and show a horse at halter. The horse is a prop to demonstrate the ability of the exhibitor.

Lead-line

This division is restricted to riders between the ages of 3 years and 8 years as of Jan 1st. of the current year. Riders must wear a safety helmet. For safety reasons, a lead-line horse is accompanied by a handler at least 16 years of age who leads the horse by a lead shank attached to a halter that is fitted **over** the bridle. Riders must have their feet in securely fastened stirrups and cannot be tied, buckled or fastened in the saddle. Western riders may show in one hand (where a curb bit is used) or two hands (where a snaffle or bosal is used) regardless of the age of the horse.

Lead-line Walk

The rider is judged at the walk in both directions, line up and may be asked to back up. The rider's position and effectiveness is judged.

Lead-line Walk-Jog or Trot

The rider is judged at a walk and jog or trot in both directions, will line up and be asked to back up. The rider's position and effectiveness is judged.

Trail 12 & Under (Lead-Line included)

The rider is judged through a short and simple set of obstacles that may be encountered on the trail. There will be only three attempts at any one obstacle and the time allowed will be at the discretion of the judge. There is a minimum of four obstacles. Failing to attempt all obstacles will be a disqualification. The course is posted prior to the class.

Trail

The horse & rider are judged through a short and simple set of obstacles that may be encountered on the trail. There will be only three attempts at any one obstacle and the time allowed will be at the discretion of the judge. There is a minimum of four obstacles, and walk, jog and lope gaits are included. The course is posted prior to the class. Failing to attempt all obstacles will be a disqualification.

Western Rules

All youth competitors must wear protective headgear (secured with a safety harness) while mounted on a horse on the competition grounds, All riders must wear closed toed, hard soled footwear with a heel.

****Safety helmet: protective headgear (secured with a safety harness) worn while mounted. It is recommended that the protective headgear meet the ASTM (American Society for Testing Materials) standard and display the SEI (Safety Equipment Institute) seal.**

****Safety Helmets must be:**

- a) Approved by an accredited certification organization (HEADGEAR STANDARDS).**
- b) Properly fitted; and**
- c) Securely fastened by a permanently affixed safety harness.**

A Youth rider is a person 18 years of age or younger, as of January 1st of the current year.

Riders must be three years of age as of January 1st of the current year to compete. The rider must demonstrate the ability to perform at the level required for the class, as determined by the judge.

Appropriate western attire includes a shirt with long sleeves and a collar, western hat and cowboy boots. Protective headgear may be worn in any class without penalty. Judges may allow adjustments to attire due to weather related conditions. All clothes must be neat and tidy. Spurs and chaps are optional.

Western side-saddles are acceptable in any Western class.

The fall of horse or rider during a performance or while on course during the games, will result in elimination in that class. The rider will be expected to exit the ring on foot.

Hors Concours entries (judged, but not placed) must be the last classes of a horse & rider's showing in that division i.e.: English, Western or Combined divisions.

Hors Concours entries will follow the last regular entry of a class.

At the final show of the season, riders will be allowed to ride Hors Concours at their next level.

A Novice horse is 5 years old or younger. A Novice Rider has not placed first in any performance class in the last 3 years. In RTR Novice, either the horse OR rider may be a Novice.

Competitors in Walk-Jog may not enter Youth Western Pleasure, Novice Western Pleasure, Open Western Pleasure, or Open Horsemanship.

In Performance and games classes, (example, Western Pleasure), where the horse is being judged, the horse can only be shown once. A rider can show more than one horse in Reining or games classes.

In individual classes (e.g.: Showmanship, Horsemanship), where the rider is being judged, the rider can only show once, although the horse can be used and shown by more than one rider.

Western Performance Class Definitions

Walk Jog

Riders must be 12 years and under as of Jan 1st of the current year, and be able to walk and jog in both directions without a handler and must be able to turn, halt and backup. The class is judged in a group.

Novice Walk Jog is open to older competitors who want to participate, but are not comfortable loping in a group. They may not compete in any other pleasure class.

Novice Western Pleasure

Horses are judged at walk, jog and lope in both directions. The correct leads are required. Horses are judged in manners and quality of gaits. A Novice horse is 5 years old or younger. A Novice Rider has not placed first in any performance class in the last 3 years. In RTR Novice, either the horse OR rider may be a Novice.

Western Pleasure

Horses are judged at walk, jog and lope in both directions. The correct leads are required. Horses are judged in manners and quality of gaits.

Horsemanship

Rider must be able to perform and control the horse in a simple pattern set by the judge. Failure to complete the pattern will not be a disqualification. The rider is judged on the ability to execute manoeuvres with precision and smoothness while maintaining a balanced and fundamentally correct body position (i.e.: overall poise, confidence, appearance and position throughout the class). At the judge's discretion, competitors may be asked to work all three gaits at least one direction of the arena.

Reining

Each rider will perform the required pattern individually and separately. The horse should rein and handle easily and effortlessly at a reasonable speed throughout the pattern. Riders not following the exact pattern will be disqualified.

Western Games (General)

It is recommended that all riders wear helmets.

Riders 18 years of age and under **must** wear one in all western games and while mounted on a horse on the competition grounds, All riders must wear closed toed, hard soled footwear with a heel.

****Safety helmet: protective headgear (secured with a safety harness) worn while mounted. It is recommended that the protective headgear meet the ASTM (American Society for Testing Materials) standard and display the SEI (Safety Equipment Institute) seal.**

****Safety Helmets must be:**

- a) Approved by an accredited certification organization (HEADGEAR STANDARDS).**
- b) Properly fitted; and**
- c) Securely fastened by a permanently affixed safety harness.**

A western hat or safety helmet must be worn on crossing the start line.

A fall or failure to follow the pattern is a disqualification.

Horses must enter and leave the ring at a walk.

The ring entry gate is NOT the starting gate. There will be a marker indicating the start/finish line.

Games are run against the clock and individually.

The use of a riding crop will be allowed in timed events.

Any youth entering games must submit to show management a Parent or Guardian signature approving their participation in the event.

Riders cannot use flagstaff or excessive spurring in or out of the ring, and there is no spurring ahead of front cinch. There is no striking the horse ahead of the cinch with a crop, whip, rider's hand or flagstaff. This will constitute disqualification.

The judge can require the removal or alteration of any piece of equipment.

In all Games classes, the horse is being judged; the horse can only be shown once. A rider can show more than one horse.

GAMES DESCRIPTIONS & PATTERNS

Flag Race

A running start is allowed to the start gate. Flag stick is placed in open barrel against top edge to right or left at rider's direction. Rider picks flag up, runs around 2nd barrel and places flag stick back in barrel. Rider may choose to do Figure 8 pattern if preferred. Failing to pick up flag on 1st pass, circling the barrel, or failing to place flag back into barrel on return constitutes disqualification. Dropping flag, knocking barrel over or hitting horse with flag also disqualifies rider.

Down and Back

Rider runs from Start line, goes around the barrel and runs back through the start/finish line. Rider may turn right or left around the barrel depending on preference. If the barrel is knocked down, a 5 second penalty is added to their time. A running start is allowed with no penalty.

Pole Bending

A running start is allowed to the start gate. Poles are set on top of the ground, 6 ft in height with a base of approx. 14". Horse may start to the right or to the left of the first pole and then run remainder of pattern accordingly. Knocking over a pole shall carry a 5 second penalty. Off course will result in a disqualification. Knocking over a pole shall carry a five-second penalty. A contestant may touch a pole with his or her hand in pole bending. If the original course is altered by a rider intentionally grasping a pole, a five second penalty for each pole grasped will be assessed. A five-second penalty will be assessed if the hat or approved protective headgear is not on the competitor's person for the entire time the competitor is in the arena in pole bending.

Stake Race

Riders are allowed a running start; timing will start as horse's nose reaches the center line which is the starting line. Poles are set 40 ft. either end of center line and a figure eight is run around, either right or left is acceptable. Going off the pattern is a disqualification (must be figure-8 pattern). Knocking down a pole is a 5 second penalty. Start/finish line markers are set 10 ft off each side of center line. Competitor must pass through the timer markers.

Key Hole

A running start is allowed to the start gate. Rider races to the keyhole, turns within the circle and returns through the opening to the finish line. All boundary key-hole lines are to be marked (lime or sawdust). No upright markers are allowed to form the keyhole. Stepping on or out of the line is a disqualification.

Barrel Race

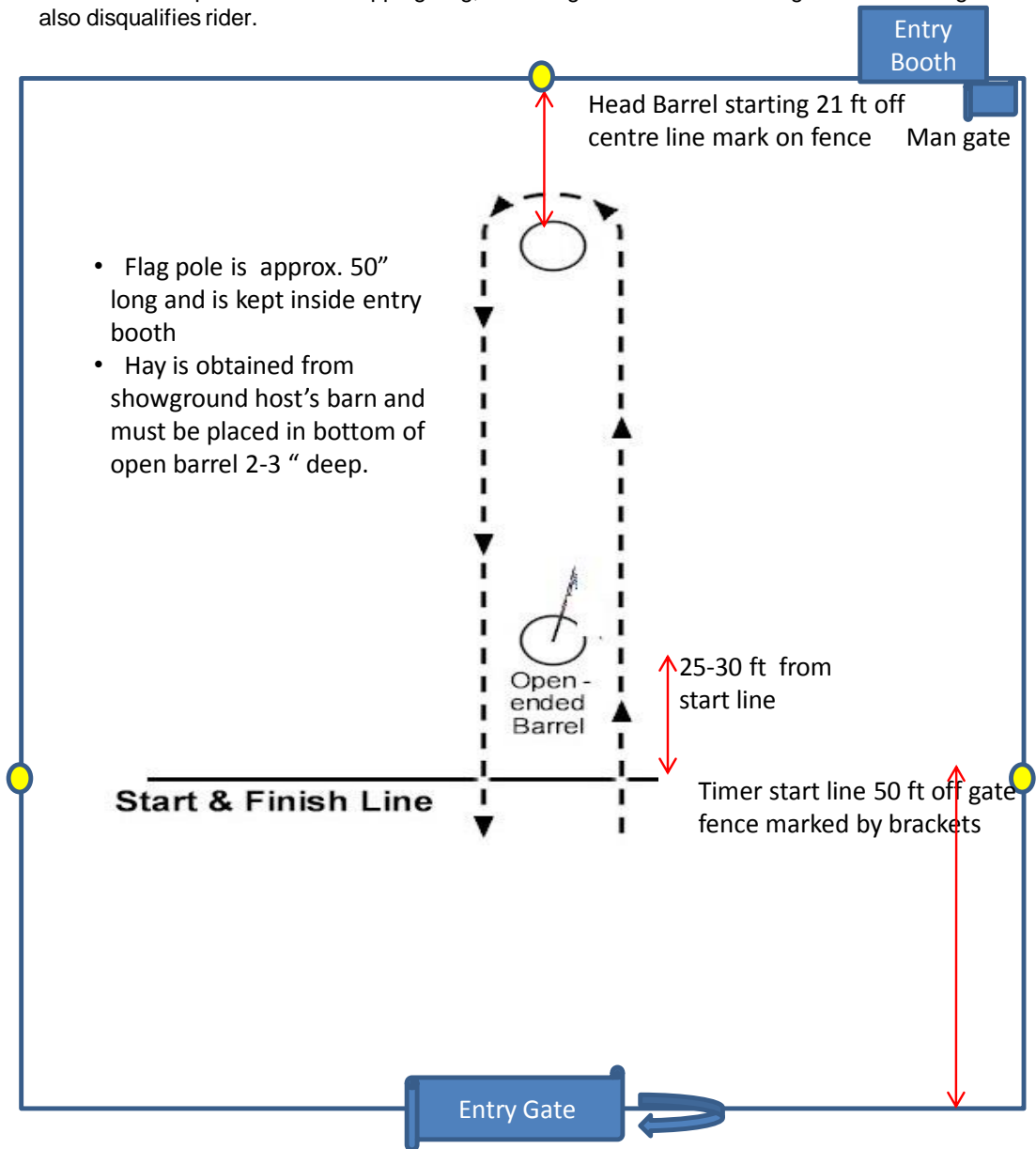
A running start is allowed. The horse passes through the timers and makes a right turn around the right barrel, a left turn around the opposite barrel, rides to far end and makes a left turn around the head barrel and races back between the first two barrels to the finishing line. (Alternative pattern: left around left barrel, right around opposite barrel and right around end barrel)

Rider may start with right or left barrel depending on preference as long as clover leaf pattern is completed. Knocking over a barrel is a 5-second penalty.



Flag Course Pattern	
NOT TO SCALE	

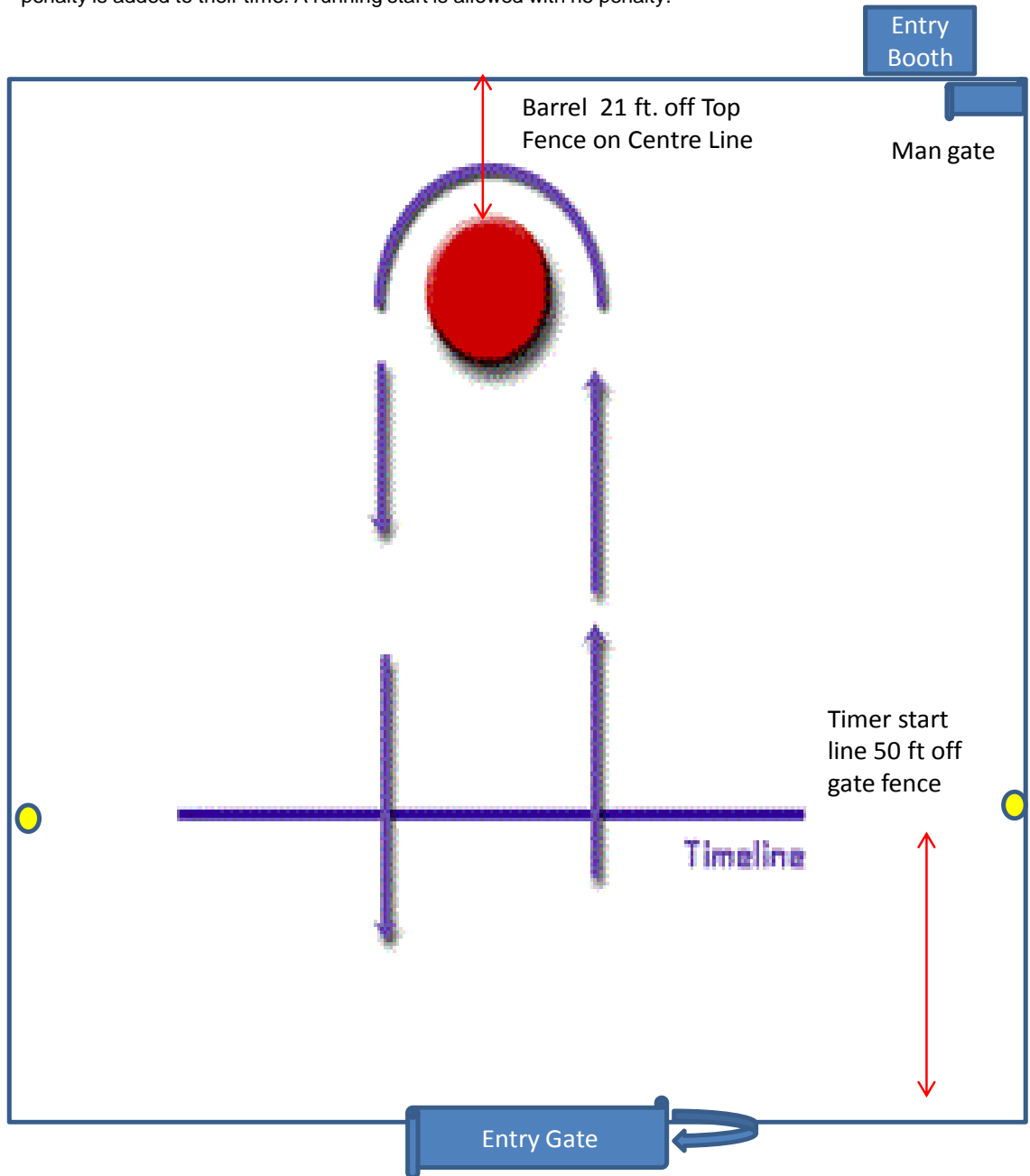
A running start is allowed to the start gate. Flag stick is placed in open barrel against top edge to right or left at rider's direction. Rider picks flag up, runs around 2nd barrel and places flag stick back in barrel. Rider may choose to do Figure 8 pattern if preferred. Failing to pick up flag on 1st pass, circling the barrel, or failing to place flag back into barrel on return constitutes disqualification. Dropping flag, knocking barrel over or hitting horse with flag also disqualifies rider.





Down and Back	
NOT TO SCALE	

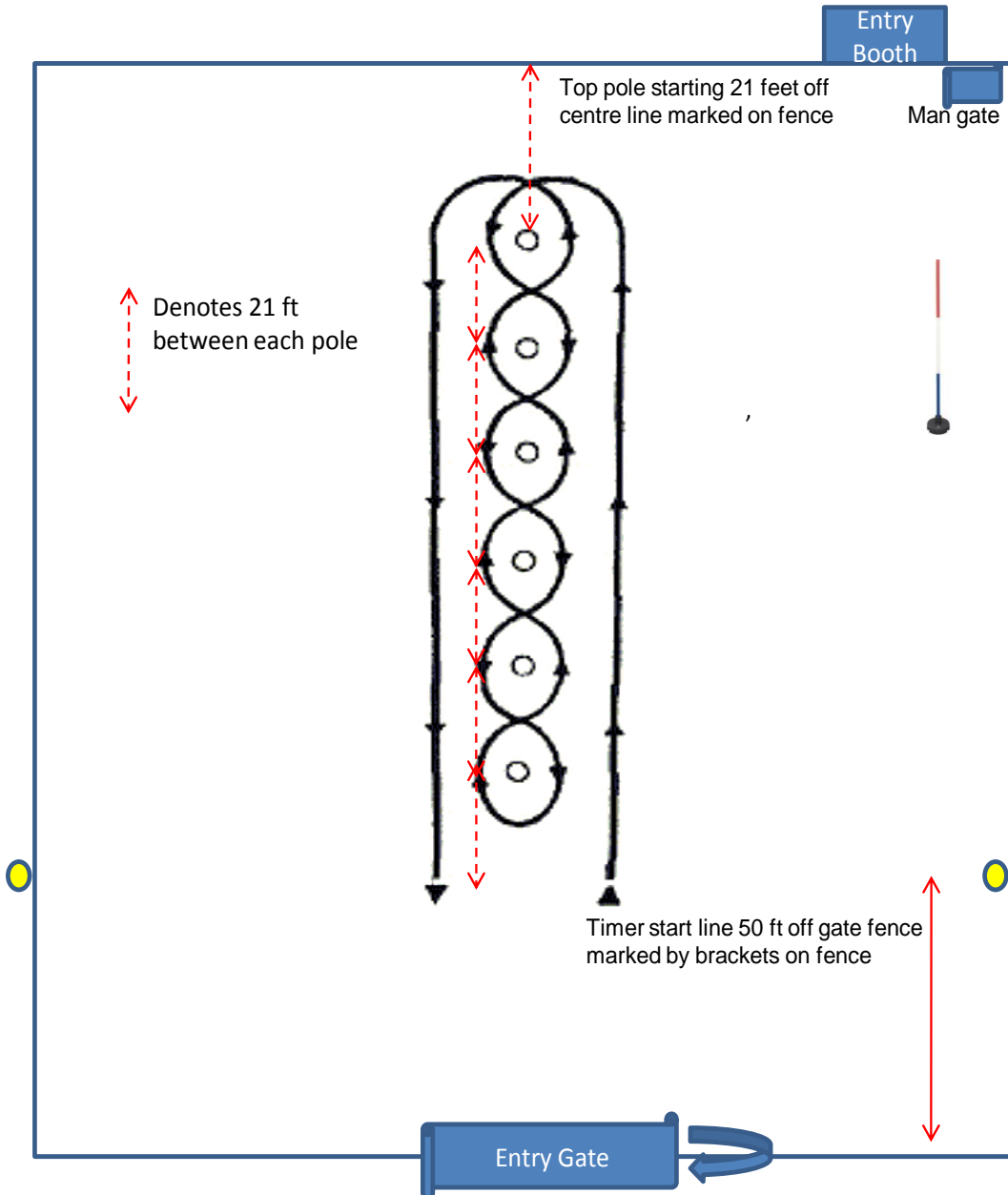
Rider runs from Start line, goes around the barrel and runs back through the start/finish line. Rider may turn right or left around the barrel depending on preference. If the barrel is knocked down, a 5 second penalty is added to their time. A running start is allowed with no penalty.





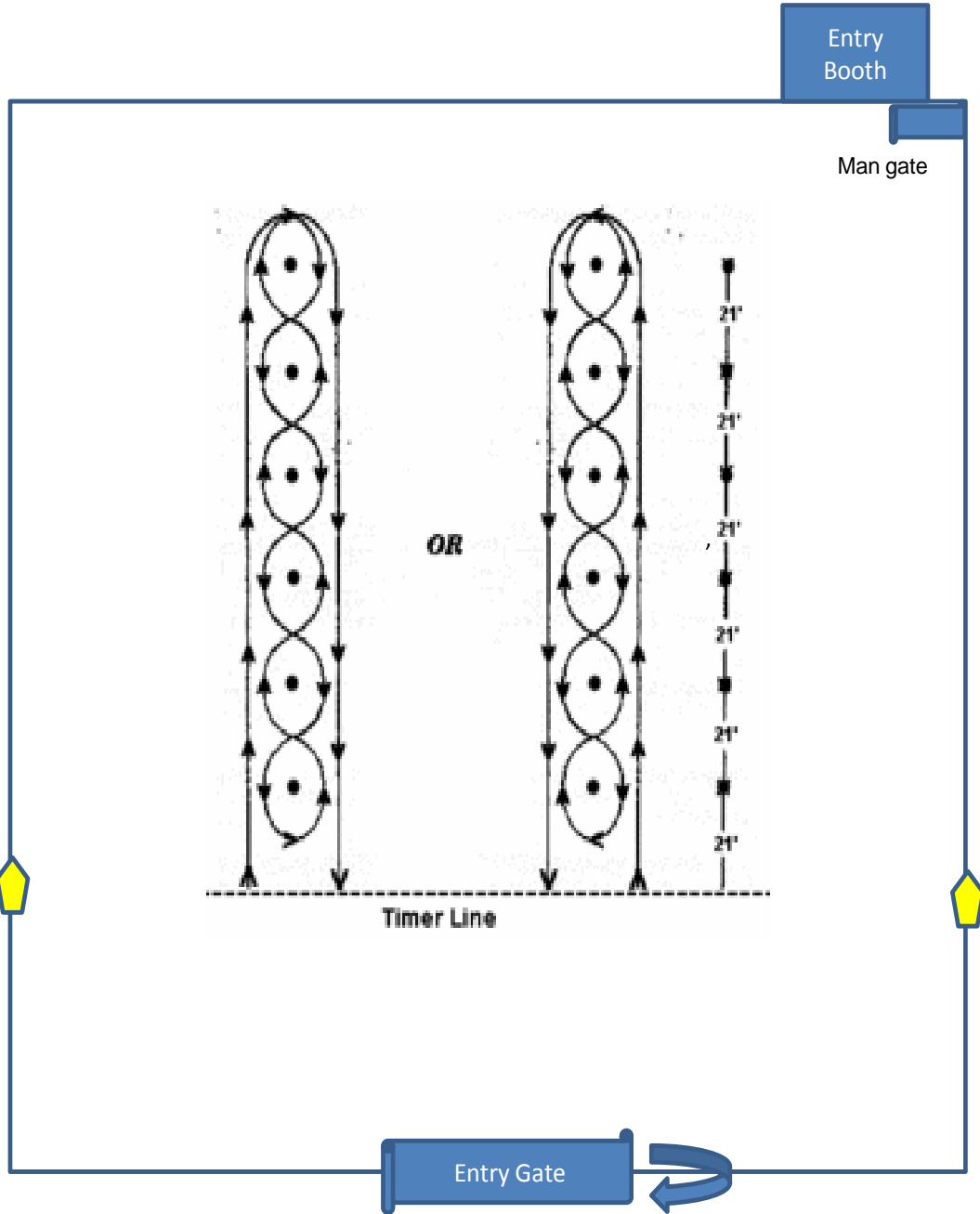
Pole Bending Pattern	
NOT TO SCALE	

A running start is allowed to the start gate. Poles are set on top of the ground, 6 ft in height with a base of approx. 14". Horse may start to the right or to the left of the first pole and then run remainder of pattern accordingly. Knocking over a pole shall carry a 5 second penalty. Off course will result in a disqualification. Knocking over a pole shall carry a five-second penalty. A contestant may touch a pole with his or her hand in pole bending. If the original course is altered by a rider intentionally grasping a pole, a five second penalty for each pole grasped will be assessed. A five-second penalty will be assessed if the hat or approved protective headgear is not on the competitor's person for the entire time the competitor is in the arena in pole bending.





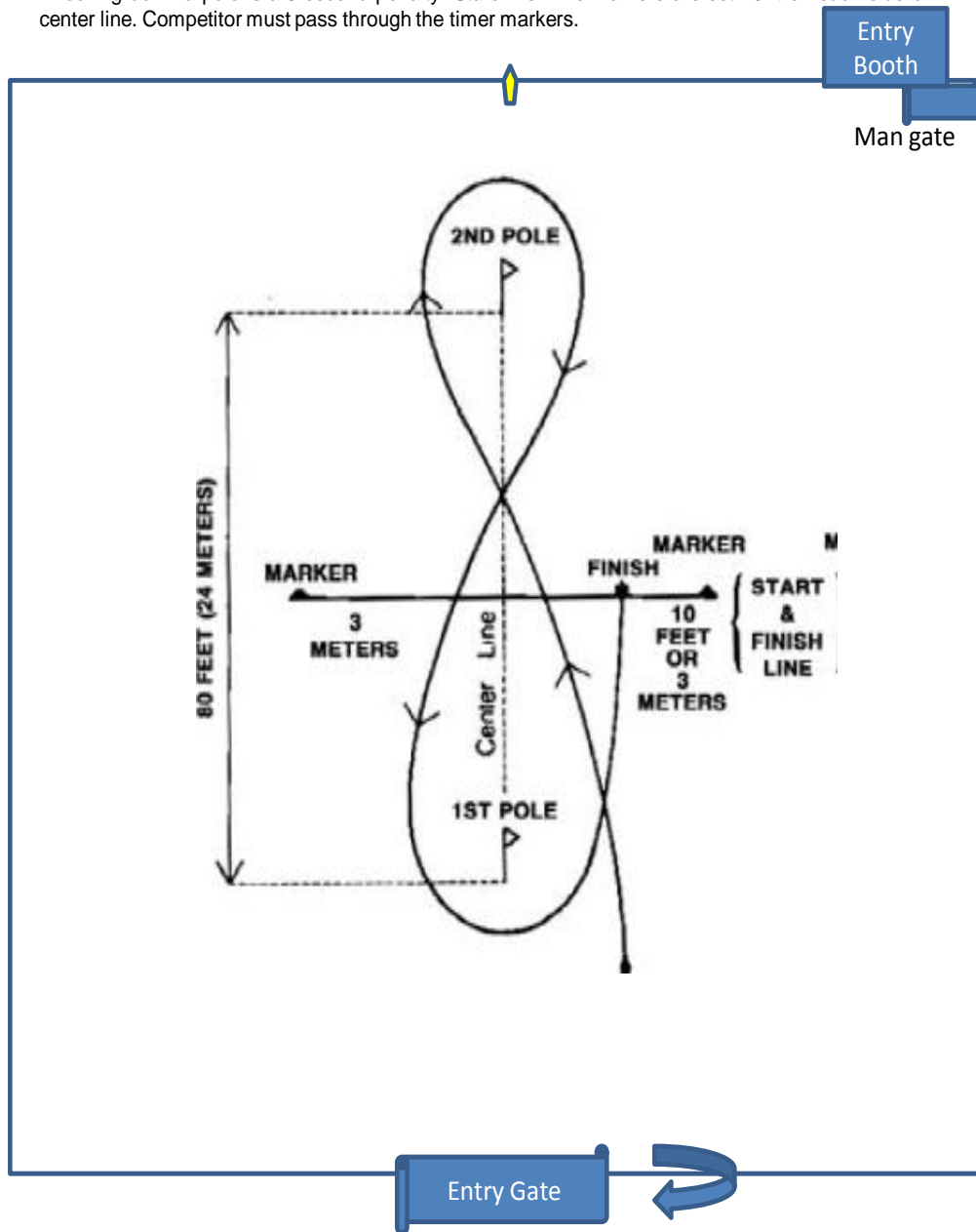
Pole Bending Course Options	
NOT TO SCALE	





Title:	Stake Race Pattern	
	NOT TO SCALE	

Riders are allowed a running start; timing will start as horse's nose reaches the center line which is the starting line. Poles are set 40 ft. either end of center line and a figure eight is run around, either right or left is acceptable. Going off the pattern is a disqualification (must be figure-8 pattern). Knocking down a pole is a 5 second penalty. Start/finish line markers are set 10 ft off each side of center line. Competitor must pass through the timer markers.

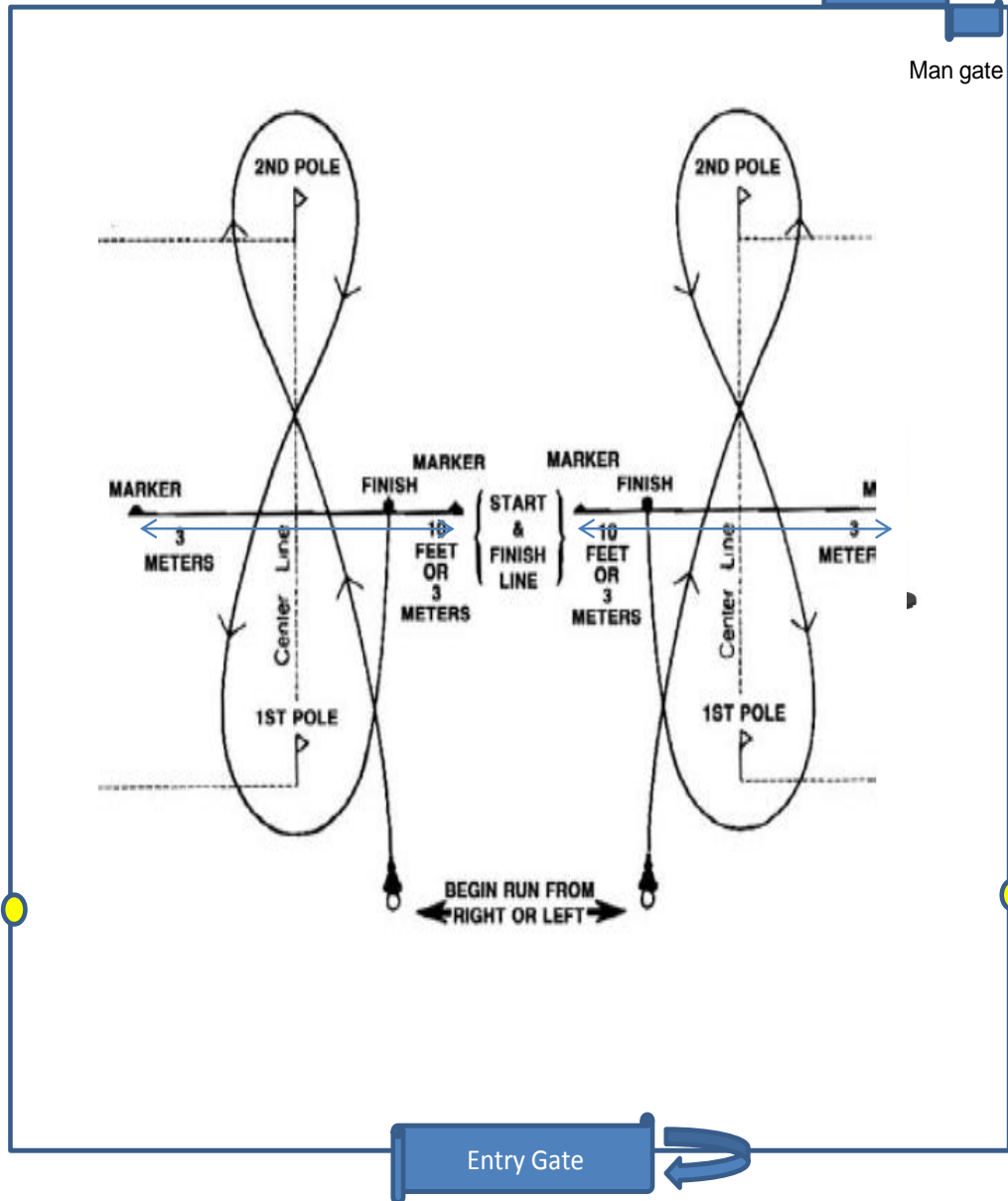




Title:	Stake Race Course Options
	NOT TO SCALE

Entry Booth

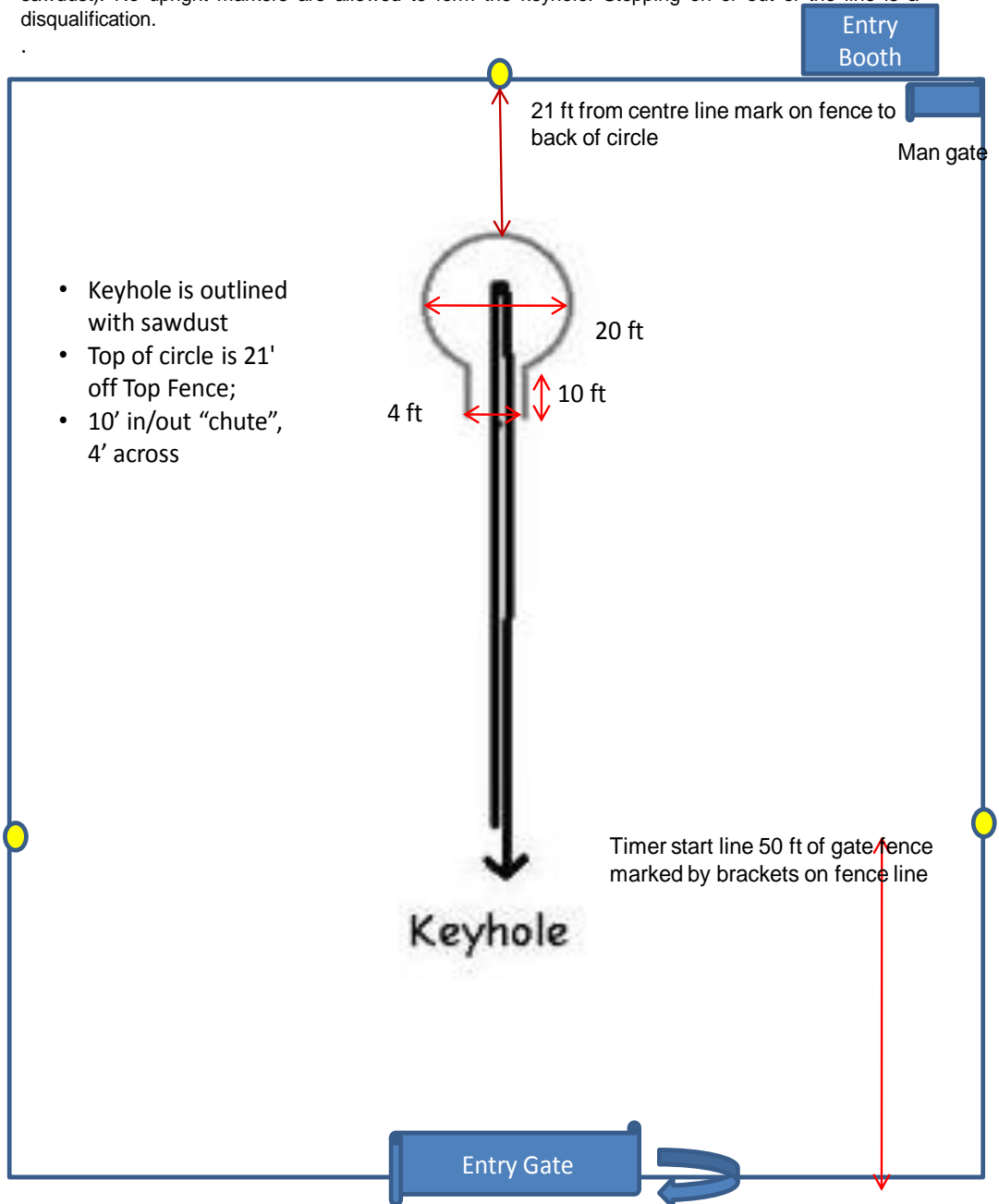
Man gate





Key Hole Pattern	
NOT TO SCALE	

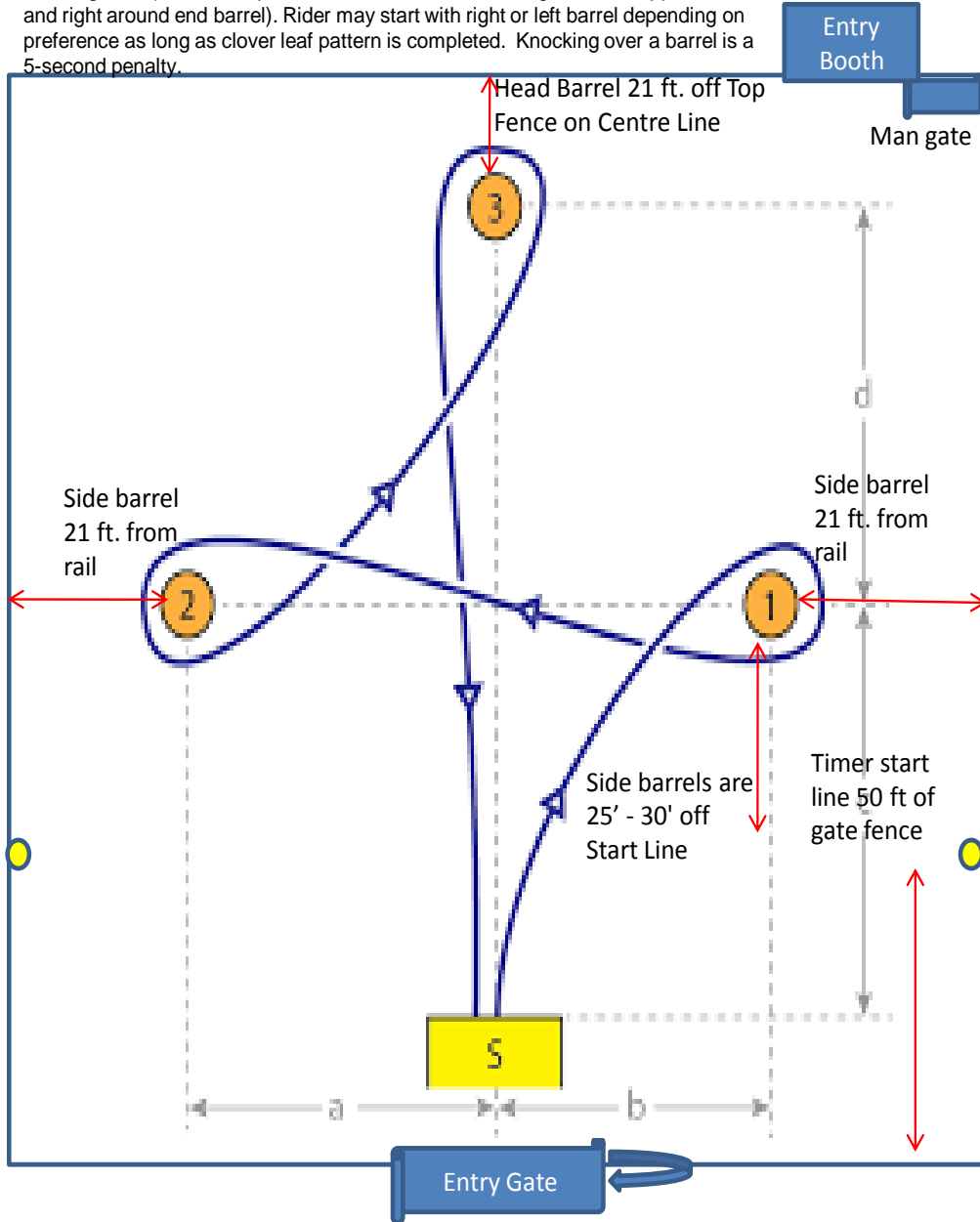
A running start is allowed to the start gate. Rider races to the keyhole, turns within the circle and returns through the opening to the finish line. All boundary key-hole lines are to be marked (lime or sawdust). No upright markers are allowed to form the keyhole. Stepping on or out of the line is a disqualification.





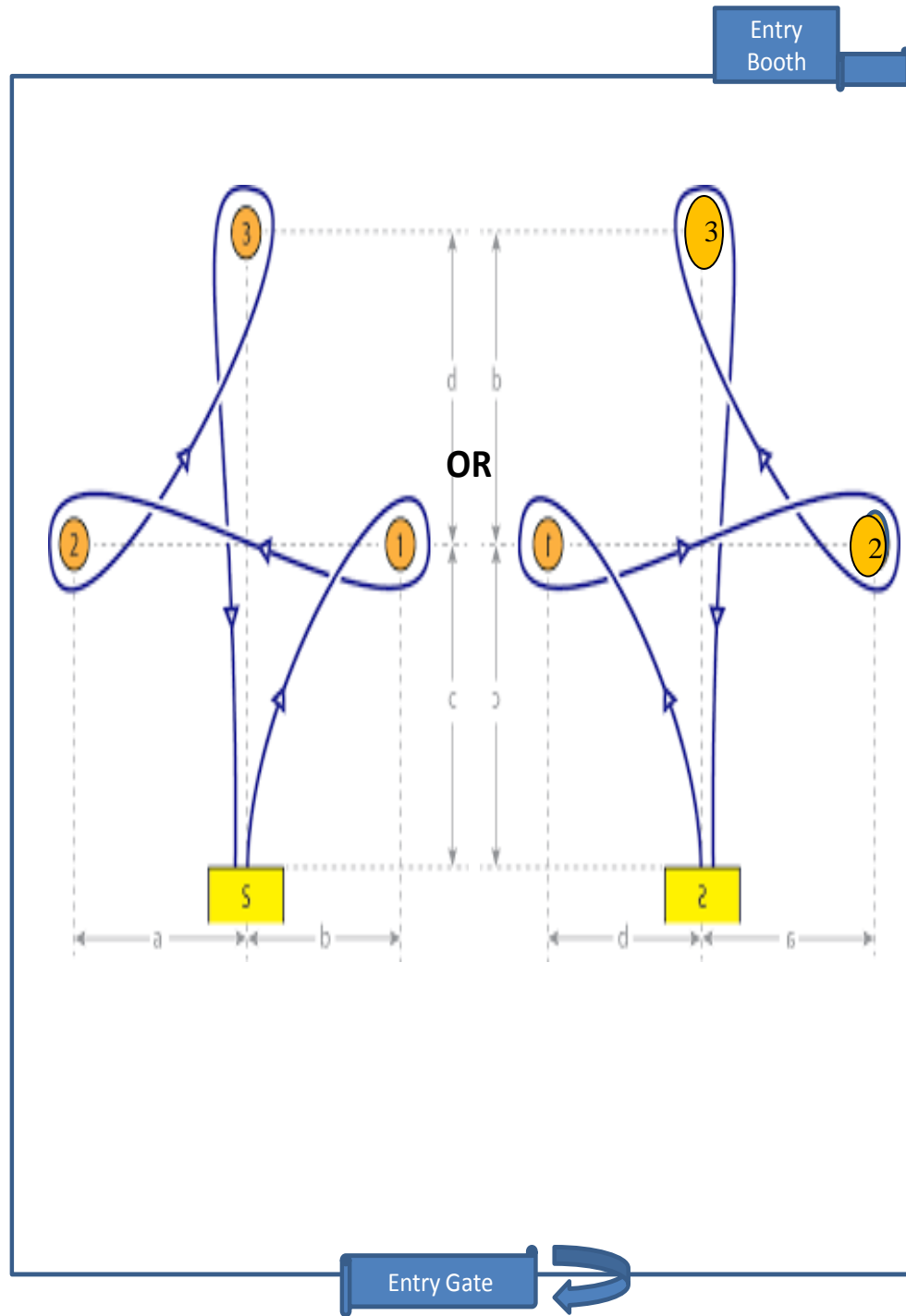
Barrel Race Course	
NOT TO SCALE	

A running start is allowed. The horse passes through the timers and makes a right turn around the right barrel, a left turn around the opposite barrel, rides to far end and makes a left turn around the head barrel and races back between the first two barrels to the finishing line. (Alternative pattern: left around left barrel, right around opposite barrel and right around end barrel). Rider may start with right or left barrel depending on preference as long as clover leaf pattern is completed. Knocking over a barrel is a 5-second penalty.





Barrel Course Options	
NOT TO SCALE	



Trail Horse Trials Rules

PURPOSE:

- *TO PROVIDE A SERIES OF JUDGED OBSTACLES, ON MARKED TRAILS, TO TEST THE SKILLS OF THE HORSE AND RIDER. RIDERS ARE ALSO JUDGED ON HORSEMANSHIP, SPORTSMANSHIP AND FELLOWSHIP.*
- *TO PROVIDE A PLEASANT TRAIL FOR NON-COMPETITIVE RIDERS TO ENJOY.*
- *A POKER RUN MAY ALSO BE HELD CON-CURRENT WITH THE TRIALS & PLEASURE RIDE.*

General:

1. Trail Horse Trials will go rain or shine, providing the trails are deemed usable, at Trail Master's discretion,
2. Paid entries must be received by the Entry Secretary by the cut-off date. Entries received after that will be wait-listed and invited to compete at the discretion of the Entry Secretary.
3. The THT committee will set a maximum number of entries (recommended 50-55) with preference given to competitors
4. If a rider cancels, refunds are at RTR's discretion.
5. Competitors must be 12 years of age or over as of the date of the Trail Horse Trials. Riders from age 10 -12 may participate in the Pleasure & Poker Run only. Youth riders must be accompanied by a responsible adult rider.
6. Lead-line and ponying of another horse & rider is not permitted except to encourage a horse past a natural obstacle (e.g.: river crossing).
7. All riders **must wear** an ASTM approved safety helmet. All riders must wear closed toed, hard soled footwear with a heel.
*Safety helmet: protective headgear (secured with a safety harness) worn while mounted. It is recommended that the protective headgear meet the ASTM (American Society for Testing Materials) standard and display the SEI (Safety Equipment Institute) seal.
****Safety Helmets must be:**
 - a) **approved by an accredited certification organization (HEADGEAR STANDARDS).**
 - b) **properly fitted; and**
 - c) **securely fastened by a permanently affixed safety harness.******At Trail Horse Trials, every rider must wear a helmet regardless of age. ****
8. Stallions must only be handled by persons 18 years of age and older. Stallions must wear a **yellow ribbon** in their tail. **Red ribbons** should be worn in a horse's tail if they are known to kick at other horses.
9. Each participant must maintain control of his/her mount before, during and after the ride.
10. Excessive use of crops, spurs, etc will be penalized. Abuse, cruelty and inhumane treatment of a horse will not be tolerated. Any THT judge, committee member or official may remove any rider from the ride and the show grounds who is deemed to be abusive, cruel or inhumane in their treatment of their (or any) horse.
11. No rough riding or horse play on the trail or show grounds.
12. If a group is traveling faster than another group in front, they may call "Trail Please", and the group in front is to give way when there is sufficient room for them

to move aside. The leading group will then halt, and signal the following group to pass, and after being so signalled, the following group may pass calmly and smoothly.

13. No smoking, alcohol or dogs on the trail. No alcohol on the showgrounds.
14. Competitors are to return their numbers to the entry secretary when they return to the showgrounds before the end of day.
15. Ribbons will be awarded to tenth place with a cash prize for first.

It is the rider's responsibility to know whether their horse is ready and capable of participating in the Trail Trials.

Equipment:

1. All saddles types are permitted including: Western, English, Australian Stock and Cavalry saddles.
2. Bareback riding and bareback pads are not permitted.
3. Bridles will conform to Equestrian Canada rules for Trail and English Hunt classes. Bit-less bridles are permitted at the committee's discretion. Field or rope halters only and bridle-less riding on the trail is not permitted. Bedouin type bridles are not permitted.
4. Standing martingales and tie-downs are not permitted.
5. Protective boots, bandages and leg wraps are allowed.

The marked trail may cross water and will be varied as to terrain. It is recommended that riders equip themselves with appropriate tack and dress appropriately for the weather, trail and competition.

Obstacles:

1. Obstacles will be set-up in such a way that competitors can safely by-pass an obstacle.
2. Competitors will have three minutes to complete any given obstacle.
3. Three refusals of a horse to perform any obstacle will result in a no score on execution and the competitor will be asked to move on.
4. Riders are to stay on the marked trail.
5. Riders who allow their horses to step onto a field of planted crops will risk the chance of being disqualified for an obstacle, whether they have completed that obstacle or not. Depending on the infraction, points deducted may be the only penalty.
6. The judge will set the boundaries for each obstacle.
7. No participant shall challenge the judge at any obstacle during the ride.
8. There is to be NO coaching at any of the obstacles. If you are heard to be coaching, the score may be lowered for both the competitor and the one coaching. Encouragement is allowed.
9. Riders arriving at an obstacle shall heed the directions of the Hold-Back person.
10. Riders arriving at, or leaving an obstacle will do so in a calm manner so as to not upset any horse performing the obstacle. The judge may adjust the score of any offenders. Horsemanship, Sportsmanship and Fellowship scores may also be adjusted.

Poker Run:

1. There will be five bags at random obstacle locations with a deck of cards, each card sealed in its own envelope. Riders in the Poker Run are responsible for choosing one card from each bag.

2. Poker Run envelopes are to be returned unopened to the Entry Secretary. The Entry Secretary will open and record the cards in front of the rider.
3. Prize money will be awarded to the three top hands.

Year-end Awards Criteria

Each class of the Rockwood Trail Riders show schedule will qualify for year-end awards. There are also several other awards presented at our annual banquet. In order to qualify for any award (other than certain special awards), the person must be a Rockwood Trail Riders member in good standing as of the date of the June show and have participated in that particular class a minimum of 3 times. Several perpetual trophies are awarded at the banquet which must be returned to the Rockwood Trail Riders in time to be engraved for the next year.

Ellis Family Memorial Trophy: awarded to Hi-point "Open Hunter". Points from classes Hunter Over Fences (max 2'), Hunter Over Fences (max 2'3") and Handy Hunter Over Fences (max 2'3") are to count.

Open Freestyle Plaque: awarded to the year-end winner of the Open Freestyle Class.

Ken Tuck Memorial Trophy: awarded to the year-end winner of the Open Reining class.

John Bradley Memorial Trophy: awarded to the year-end winner of the Open Flag Race class.

The Gamers' Memorial Trophy: awarded to the year-end winner of the Open Stake Race class.

Frank Robinson Memorial Trophy: awarded to the year-end winner of the Open Barrels class.

Hi-Point English Beginner (10 and under): Points from classes: Beginner Walk-Trot Pleasure, Beginner Walk-Trot Equitation, Beginner Equitation Over X's, Beginner Hunter Over X's, to count.

Hi-Point English Beginner (11 and over): Points from Beginner Walk-Trot Pleasure, Beginner Walk-Trot Equitation, Beginner Equitation Over X's, Beginner Hunter Over X's, to count.

Hi-Point English Youth: Points from classes: Road Hack, Show Hack, Pleasure Hack, Equitation on the Flat, Equitation Over Fences, Hunter Over Fences (max 2'), Hunter Over Fences (max 2'3"), Handy Hunter Over Fences (max 2'3") Open Freestyle Class, Showmanship, and Open Trail are to count.

Hi-Point English Hack Division: Points from classes: Road Hack, Show Hack, Pleasure Hack and Equitation on the Flat are to count.

Hi-Point Western Performance Youth: member must be 18 years of age or under as of January 1st of the show year. Points from classes: Open Freestyle Class, Youth Showmanship, Trail 12 & Under or Open Trail, Walk-Jog 12 & under, Novice Walk-Jog, Youth Western Pleasure 12 & Under or Youth Western Pleasure 13-18, Novice Western Pleasure, Open Western Pleasure, Open Horsemanship and Open Reining to count.

Hi-Point Western Games Youth: member must be 18 years of age or under as of January 1st of the show year. Points from classes: Open Flag Race, Open Down & Back,

Youth Pole Bending 12 & under or Youth Pole Bending 13-18, Open Pole Bending, Open Stake Race, Open Keyhole, Youth Barrels 12 & Under or Youth Barrels 13-18 and Open Barrels to count.

Hi-Point Western Junior Youth: member must be 12 years of age or under as of January 1st of the show year. Points from classes: Open Freestyle Class, Trail 12 & Under, Youth Showmanship 12 & under, Walk-Jog 12 & under, Youth Western Pleasure 12 & Under, Youth Pole Bending 12 & under and Youth Barrels 12 & under to count.

Hi-Point Lead-Line: members must be 8 years of age or under as of January 1st of the show year. Points from classes: Open Freestyle Class, Lead Line Walk, Lead Line Walk-Jog or Trot and Trail 12 & Under to count.

Youngest Competing Member: the youngest member to have competed in at least 3 shows, as determined by the date of birth on the membership form.

David & Frances Glidden Memorial Trophy (Most Improved Rider): member who shows improved scores over the previous year and growth as a competitor during the show year.

The Chester Memorial Trophy: for a Western or English Horse. Awarded to a most congenial horse; a horse that perhaps challenges a rider and helps train the rider while always putting in their best effort.

Evelyn Dales Memorial Trophy for Outstanding Contribution: Given to the person who best contributes to the function of the club, through volunteerism at club activities. Preference is given to non-board members.

Pat Dales Memorial Trophy for Outstanding Effort: Given to the person or persons who demonstrate Horsemanship, Sportsmanship and Fellowship throughout the year, and put forth effort to the club's activities, turning up to club functions and demonstrates skill in riding at club competitions. Preference is given to non-board members.

The "Wall of Fame": Occasionally, the Board of Directors may decide to make an addition to the "Wall of Fame". This would include a Lifetime Membership to the Rockwood Trail Riders in appreciation of many years of volunteer service for a member. A horse may also be added posthumously to the "Wall of Fame" if the Board feels that horse made a significant contribution to the growth of the club.

Reference: 2018 Rules of Equestrian Canada Tack & Attire

All rules can be found using the link: <https://www.equestrian.ca/programs-services/rules>

GENERAL PERFORMANCE HUNTER

ARTICLE F1304 HEADGEAR AND FALLS

1. Fall of the horse and/or rider is elimination. The rider must walk out of the arena after a fall.
2. Approved protective headgear with safety harness permanently affixed to the approved protective headgear is compulsory for everyone riding over fences anywhere on the competition grounds.
3. Approved protective headgears must display the approval seal.

ARTICLE F1305 HUNTER RIDER ATTIRE

All competitors must be properly dressed in the confines of the arena. This includes inspection of the course and at the presentation of prizes. Competitors should be neatly and suitably dressed in coat, shirt and tie, choker or stock, breeches or jodhpurs and boots. Boots/shoes worn while riding anywhere on the competition grounds, must have a distinguishable heel. Black or brown smooth leather half chaps are permissible providing they match the boot colour. Only approved helmets of a conservative colour are allowed. Safety vests may be worn without penalty. In extremely hot or inclement weather, riding jackets are optional at the discretion of the Judge.

ARTICLE F1306 HUNTER TACK – APPOINTMENTS

1. No bandages or boots are allowed.
2. Whips must be no longer than 75 cm and unweighted.
3. Bits must be humane - wire snaffle either single or double permissible, with or without cheeks.
4. Reins entirely leather, rubber reins may be allowed at the discretion of the judge, steward and/or competition committee in the case of inclement weather.
5. Leather bridle may be double, pelham, single (snaffle) or kimberwick. Bitless bridles are not permitted in the hunter ring.
6. Brow-bands cannot be coloured or jewelled. Hunting breastplates are optional.
7. Cavessons (cannot have a drop noseband below the bit) permissible.
8. Conventional standing and running martingales (with rein stops): optional except in hunter hack and hunter under saddle classes in which they are not permissible.
9. Saddles of English or forward seat type, black or brown in colour.
10. Saddle pads must be white saddle-shaped pads or sheepskins.
11. Girths: of suitable material in good repair (e.g. leather, leather with elastic ends, white web or string, nylon, neoprene). Sheepskin on girths is permissible.

ARTICLE F1507 JUMPER RIDER ATTIRE

All competitors must be properly dressed in the confines of the arena. This includes inspection of the course and at the presentation of prizes. Competitors should be neatly and suitably dressed in coat, shirt and tie, choker or stock, breeches or jodhpurs and boots. Boots/shoes worn while riding anywhere on the competition grounds, must have a distinguishable heel. Black or brown smooth leather half chaps are permissible providing they match the boot colour. Only approved helmets of a conservative colour are allowed. Safety vests may be worn without penalty. Riders may, at the discretion of the Competition Organizing Committee, be permitted to wear dress or riding shirts with or without chokers and ties or open-necked polo shirts without jackets; no sweatshirts, t-shirts, tank tops or other similar dress will be permitted. Shirts must be neatly tucked into riding breeches.

ARTICLE F1511 JUMPER TACK

1. Draw reins must be used in a safe manner. Draw reins are permitted in the schooling area. Draw reins are permitted over fences if used in the following manner:

- a) Attached to the girth, running through the front legs and secured at the neck
- b) Attached to the breastplate
- c) Attached to the girth at the billet straps, or
- d) Attached to the "D" rings at the front of the saddle.

Standing martingales and draw reins secured as above will be permitted in jumper classes where the height of the fences does not exceed 1.15m.

Junior, amateur or non-pro riders may not compete in draw rein

2. Restrictive devices such as the German martingale, de Gogue, chambon, running reins etc. may be used for schooling on the flat but are not permissible over fences or in the competition ring.

3. Blinkers are forbidden.

4. Reins must be attached to the bit(s) or directly to the bridle.

5. Sheepskin may be used on each cheek piece of the bridle providing the sheepskin does not exceed 3cm in diameter measured from the horse's face.

6. In the competition arena:

a) If running martingales are used, they must be unrestricted (For use of standing martingales, see Article G502.1).

b) Gags and hackamores are allowed.

7. Anywhere on the competition grounds:

a) In the interests of safety, the stirrup iron and the stirrup leather (this also applies to safety stirrups) must hang freely from the bar of the saddle and the outside of the flap. There must be no other restrictions or attachments of any kind. The competitor must not directly or indirectly tie any part of his body to the saddlery.

b) Competitors are allowed to use a dressage whip of 110 cm when working on the flat but are strictly forbidden to use or carry a whip which is weighed down at the end at any time, or to carry or use one which is more than 75 cm in length in the arena, exercise or schooling areas when riding over poles over any obstacles. No substitute for a whip may be carried.

8. Running, Irish, bib, etc. martingales must be used with rein stops where appropriate.

9. Riders may carry unweighted whips not longer than 75 cm (30") when jumping fences.

WESTERN EQUIPMENT AND ATTIRE

ARTICLE F601 APPROVED PROTECTIVE HEADGEAR

Adult riders may wear Western hats for competition: however, approved protective headgear* may be worn without penalty and is strongly recommended for safety. Junior riders under the age of 18 years as of January 1 of the current year must wear approved protective headgear* at all times while mounted at the event location.

* See Section A General Regulations Glossary "Headgear Standards". Approved protective headgear must be properly fitted and securely fastened.

ARTICLE F602 WESTERN ATTIRE

Competitors must wear appropriate western attire, including a shirt with long sleeves and a collar, western hat and cowboy boots. Boots/shoes worn while riding anywhere on the competition grounds must have a distinguishable heel. Any competitor may wear approved protective headgear in any division or class without penalty from the judge, and is strongly recommended for safety. The hat must be on the rider's head when the competitor enters the arena. Spurs and chaps are optional. Judges, at their discretion, may authorize adjustment to attire due to weather related conditions. Adjustments to tack and attire for valid medical reasons are permitted provided the Steward is notified prior to the class.

1. References to hackamore mean the use of a flexible, braided rawhide or leather, or rope bosal, the core of which must be rawhide. Absolutely no rigid material will be permitted under the jaws,

regardless of how padded or covered. Horsehair bosals are prohibited. This rule does not refer to a mechanical hackamore.

2. References to snaffle bits in western performance classes are to the conventional O-ring, egg-butt or D-ring with a ring no larger than 4" (100 mm). The inside circumference of the ring must be free of rein, curb or headstall attachments which would provide leverage. The mouthpiece should be round, oval or egg-shaped, smooth and unwrapped metal. It may be inlaid, but smooth or latex-wrapped. The bars must be a minimum of 5/16" (8 mm) in diameter, measured 1" (25 mm) in from the cheek with a gradual decrease to center of the snaffle. The mouthpiece may be two or three pieces. A three-piece, connecting ring of 1" to 1-1/4" (25 mm to 32 mm) or less in diameter, or a connecting ring of 1-1/4" (32 mm) or less in diameter, or a connecting flat bar of 3/8" to 3/4" (10 mm to 20 mm) measured top to bottom, with a maximum length of 2" (50 mm), which lies flat in the horse's mouth is acceptable.

3. References to a bit in western performance classes mean the use of a curb bit that has a solid or broken mouthpiece, has shanks and acts as leverage. All curb bits must be free of mechanical device and should be considered a standard western bit. A description of a legal, standard western bit includes:

a) 8-1/2" (215 mm) maximum length shank to be measured as indicated in the diagram at the end of this article. Shanks may be fixed or loose.

b) Concerning mouthpieces, bars must be round, oval or egg shaped, smooth and unwrapped metal of 5/16" to 3/4" (8 mm to 20 mm) in diameter, measured 1" (25 mm) from the cheek. They may be inlaid, but must be smooth or latex wrapped. Nothing may protrude below the mouthpiece (bar), such as extensions or prongs on solid mouthpieces. The mouthpiece may be two or three pieces. A three-piece, connecting ring of 1-1/4" (32 mm) measured top to bottom with a maximum length of 2" (50 mm) which lies flat in the horse's mouth is acceptable.

c) The port must be no higher than 3-1/2" (90 mm) maximum, with rollers and covers acceptable. Broken mouthpieces, half-breeds and spades are standard.

d) Slip or gag bits, and donut and flat polo mouthpieces are not acceptable.

4. Except for hackamore/snaffle bit classes, or junior horses shown with hack-amore/snaffle bit and separate novice level junior/youth or novice level amateur classes, only one hand may be used on the reins, and the hand must not be changed. The hand is to be around the reins, index finger only between split reins is permitted. In trail, it is permissible to change hands to work an obstacle. Violation of this rule is an automatic disqualification.

5. Whenever this division refers to Romal, it means an extension of braided material attached to closed reins.

a) This extension is to be allowed to be carried in the free hand with a 16 inch (40 mm) spacing between the reining hand and the free hand holding the romal.

b) The romal is not to be used forward of the cinch or used to signal or cue the horse in any way. Any infraction of this rule shall be penalized severely by the judge.

c) When using romal reins, the rider's hand shall be around the reins with the wrists kept straight and relaxed, the thumb on top and the fingers closed lightly around the reins.

d) No finger between the reins is permitted. The free hand may be used to adjust the rider's length of rein while working except in reining. Use of the free hand while holding the romal to alter the tension or length of the reins from the bridle to the reining hand is considered to be the use of two hands and a score of zero (0) will be applied, except during the hesitation or settling of the horse.

e) Junior horses competing in junior or novice level youth/ amateur any age western pleasure, western horsemanship, reining, western riding and trail that are shown with a hackamore or snaffle bit may be ridden with two hands on the reins.

6. In all classes, horses will be shown in a western stock saddle, Australian stock saddles are not permitted. Silver equipment will not count over a good working outfit. Horses five years and under may be shown in a snaffle bit, hackamore or curb bit, half breed or spade bit. When a curb bit is used, a curb strap or curb chain is required, but must meet the approval of the judge, be a least one half inch in width and lie flat against the jaw of the horse. A broken strap or chain is not necessarily cause for disqualification.

7. Optional equipment:

a) Rope or riata. If used, the rope or riata must be coiled and attached to saddle.

b) Hobbles - attached to saddle.

c) Tapaderos

- d) Protective boots, leg wraps and bandages are allowed in reining, western speed events and western horsemanship.
- e) Tie-downs for speed events
- f) Running martingales for speed events
- g) Spurs - not to be used forward of the cinch

8. Prohibited Equipment:

- a) Protective boots of any description, leg wraps and bandages are prohibited in western pleasure, trail, halter, western riding, and showmanship.
- b) Any chinstrap narrower than one half inch
- c) Martingales and draw reins, except for speed events. However, these cannot have any bare metal in contact with the horse's head.
- d) Nosebands and tie downs, except for speed events

9. Please see Reining and Western Pleasure sections of this rulebook for special rules regarding the use of hackamores and snaffle bits.

10. **In speed events, western type equipment must be used.** Use of a hackamore (including mechanical hackamores) or other type of headstall is the optional choice of the contestant. However, the judge may prohibit the use of bits or equipment he/she may consider severe.

a) Optional Equipment:

- (i) Tie-downs

b) Prohibited equipment:

- (i) Jerk lines
- (ii) Tack collars

11. Any time a horse's mouth is tied or fastened in a performance class, it shall be eliminated.

12. Any time a horse's mouth is bleeding in a performance class, it may be eliminated at the judge's discretion.

ARTICLE F1203 ATTIRE - Games

1. As speed events are Western events and spectator sports, appropriate, tidy Western dress shall be used at all times. This includes, Western Hat, long sleeved Western shirt, Western riding boots and string tie or Western neck scarf. Non-Western or untidy dress may cause elimination, at the Judge's discretion. Boots/shoes worn while riding anywhere on the competition grounds must have a distinguishable heel.

2. In any speed event class contestants are encouraged to replace the Western hat with approved protective headgear, which is strongly recommended for safety. Junior riders must wear properly fitted, approved protective headgear in the practice area and competition arena.

3. Deliberate discarding of the hat by the competitor, anywhere in the arena, may incur elimination, at the Judge's discretion.

4. Bats, crops, scat bats, spurs, over-&-unders, nose and eyebrow tie-downs and mechanical hackamores are to be permitted. However, excessive spurring or cropping may bring elimination at the Judge's discretion. Use of any other equipment that the Judge considers too severe or striking the horse around the head, will result in immediate elimination for that run.

ARTICLE F1204 EQUIPMENT

Western tack, except for bits, must be used. Bits are the option of the competitor, but must be mounted in a Western style headstall. Properly fitted tie downs, martingales and draw reins are optional, but a halter must not be used in place of a proper noseband.